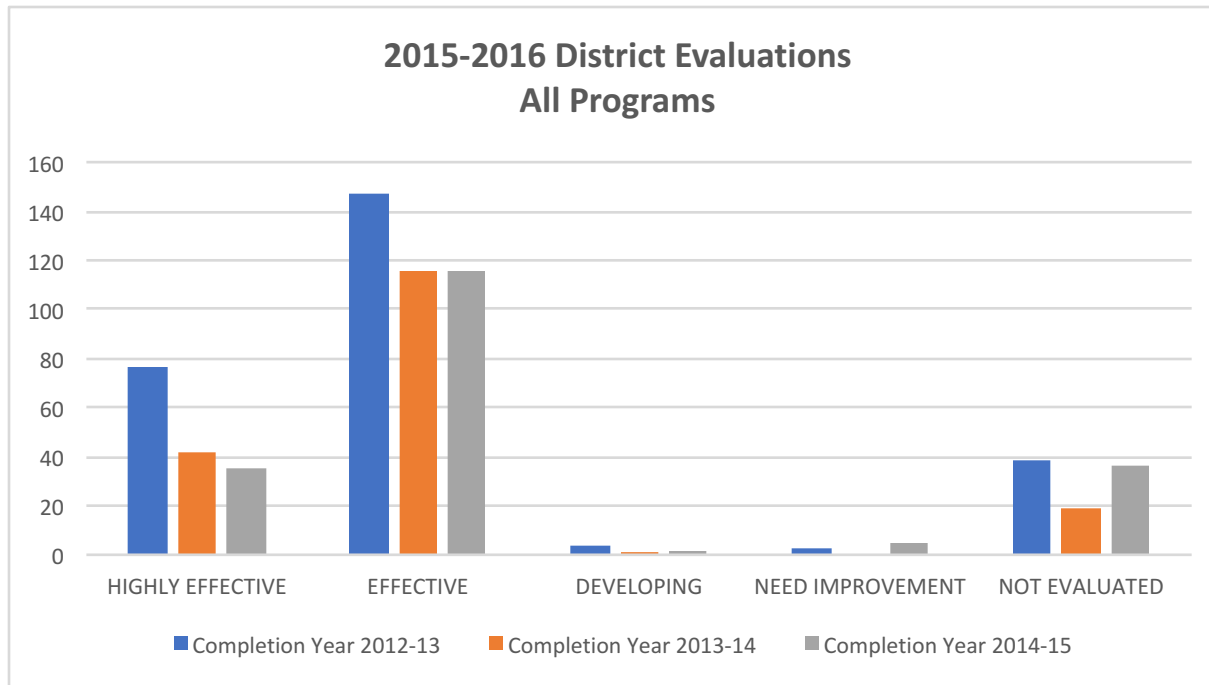


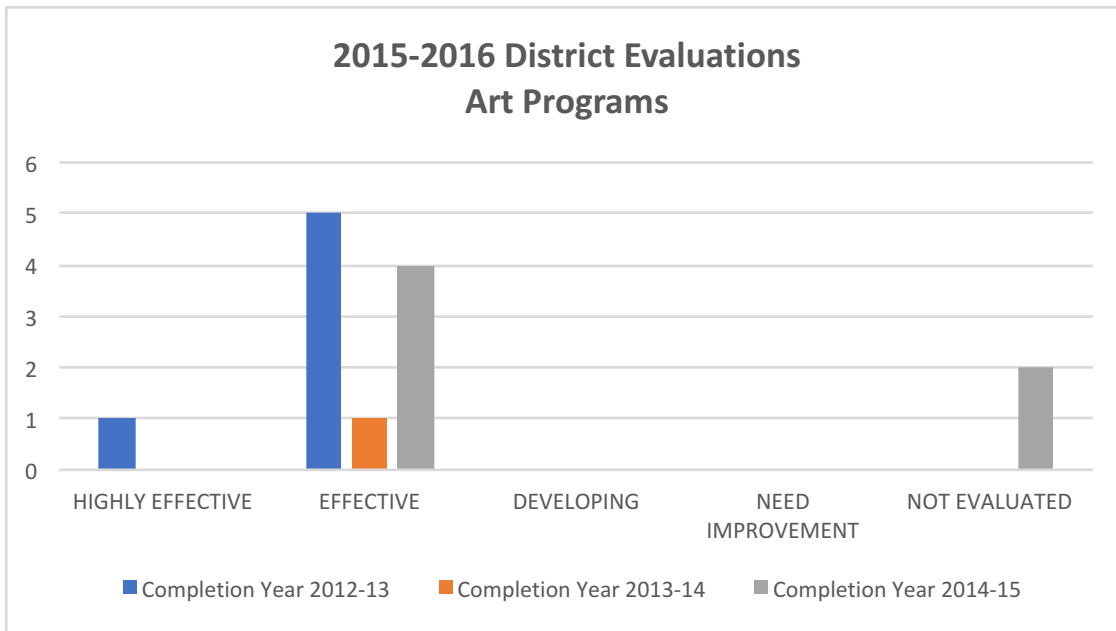
2015-2016 District Evaluations All Programs

Rating	Completion Year			Grand Total
	2012-13	2013-14	2014-15	
HIGHLY EFFECTIVE	77	42	35	154
EFFECTIVE	147	116	116	379
DEVELOPING	4	1	2	7
NEED IMPROVEMENT	3	0	5	8
NOT EVALUATED	38	19	36	93
Grand Total	269	178	194	641



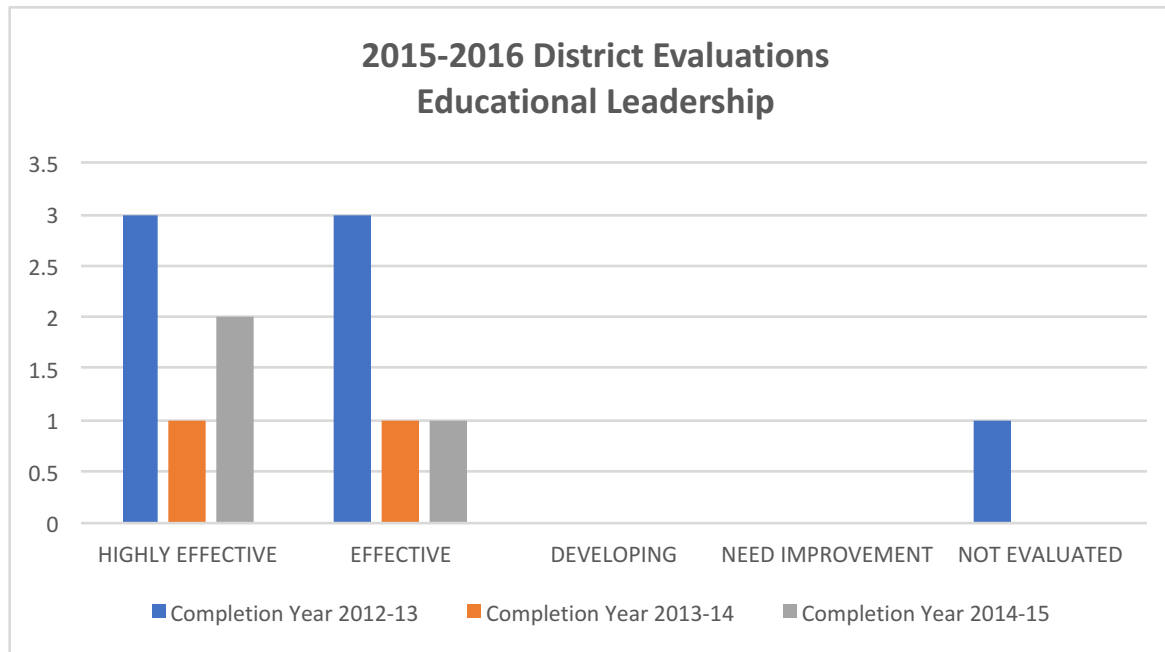
2015-2016 District Evaluations Art Programs

Rating	Completion Year			Grand Total
	2012-13	2013-14	2014-15	
HIGHLY EFFECTIVE	1	0	0	1
EFFECTIVE	5	1	4	10
DEVELOPING	0	0	0	0
NEED IMPROVEMENT	0	0	0	0
NOT EVALUATED	0	0	2	2
Grand Total	6	1	6	13



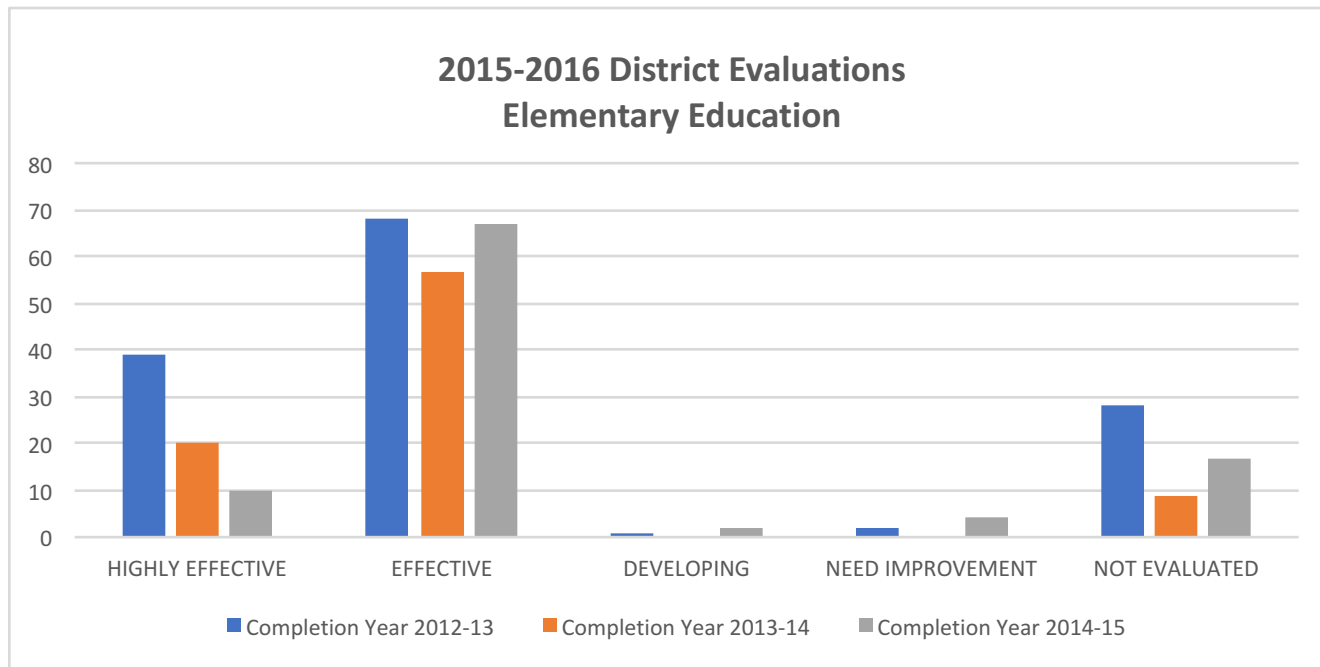
2015-2016 District Evaluations Educational Leadership

Rating	Completion Year			Grand Total
	2012-13	2013-14	2014-15	
HIGHLY EFFECTIVE	3	1	2	6
EFFECTIVE	3	1	1	5
DEVELOPING	0	0	0	0
NEED IMPROVEMENT	0	0	0	0
NOT EVALUATED	1	0	0	1
Grand Total	7	2	3	12



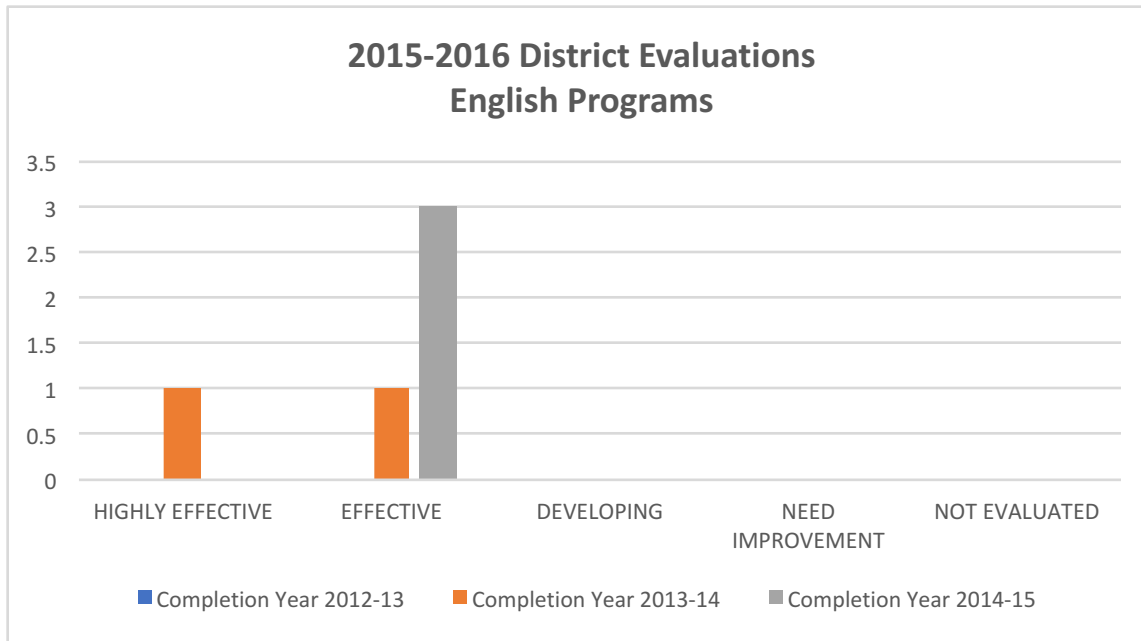
2015-2016 District Evaluations Elementary Education

Rating	Completion Year			Grand Total
	2012-13	2013-14	2014-15	
HIGHLY EFFECTIVE	39	20	10	69
EFFECTIVE	68	57	67	192
DEVELOPING	1	0	2	3
NEED IMPROVEMENT	2	0	4	6
NOT EVALUATED	28	9	17	54
Grand Total	138	86	100	324



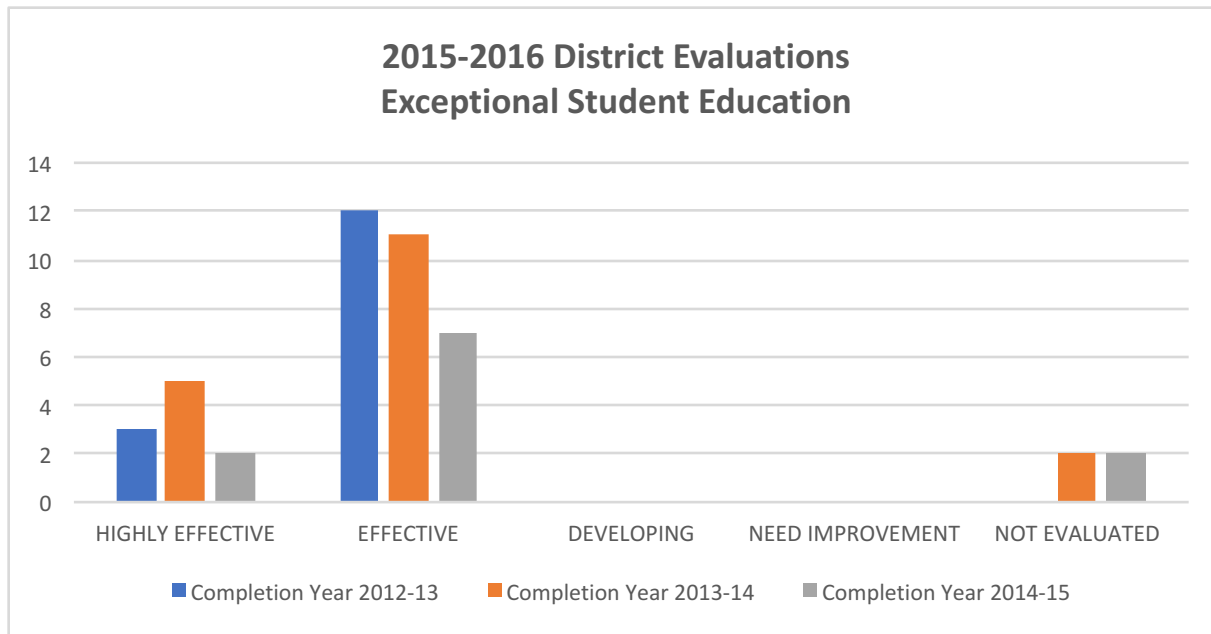
2015-2016 District Evaluations English Programs

Rating	Completion Year			Grand Total
	2012-13	2013-14	2014-15	
HIGHLY EFFECTIVE	0	1	0	1
EFFECTIVE	0	1	3	4
DEVELOPING	0	0	0	0
NEED IMPROVEMENT	0	0	0	0
NOT EVALUATED	0	0	0	0
Grand Total	0	2	3	5



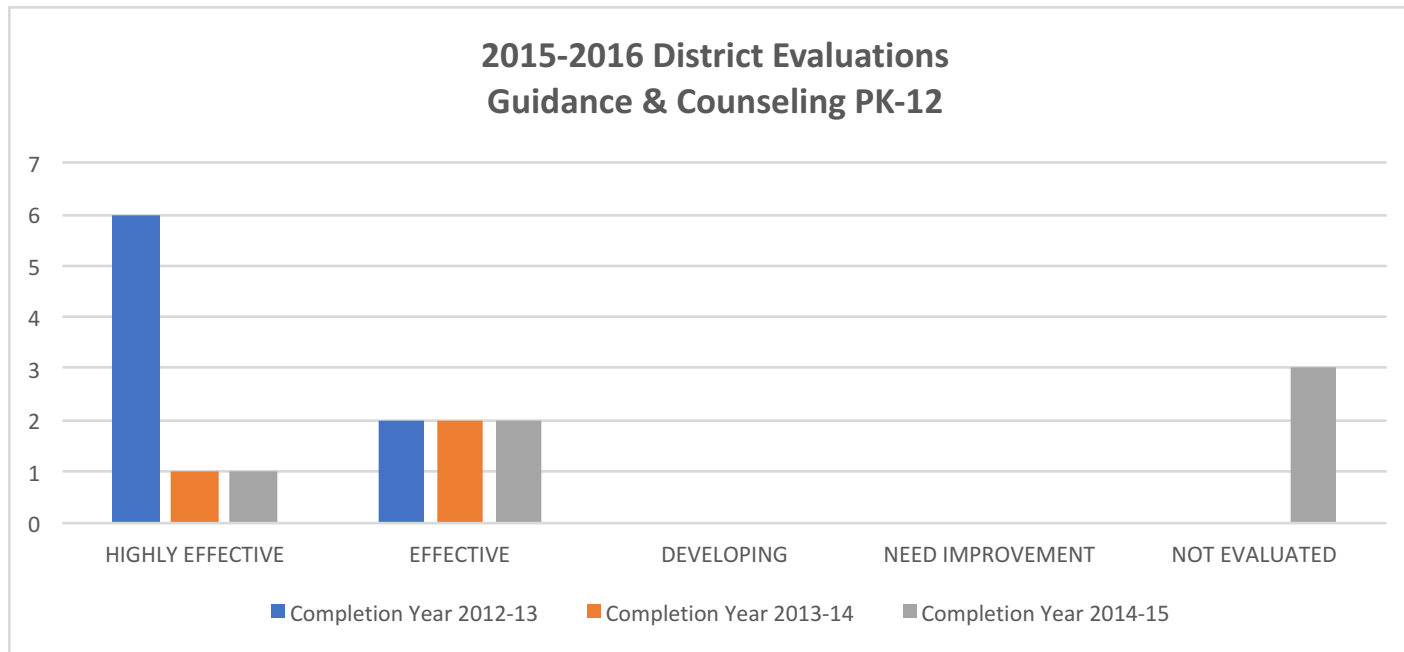
2015-2016 District Evaluations Exceptional Student Education

Rating	Completion Year			Grand Total
	2012-13	2013-14	2014-15	
HIGHLY EFFECTIVE	3	5	2	10
EFFECTIVE	12	11	7	30
DEVELOPING	0	0	0	0
NEED IMPROVEMENT	0	0	0	0
NOT EVALUATED	0	2	2	4
Grand Total	15	18	11	44



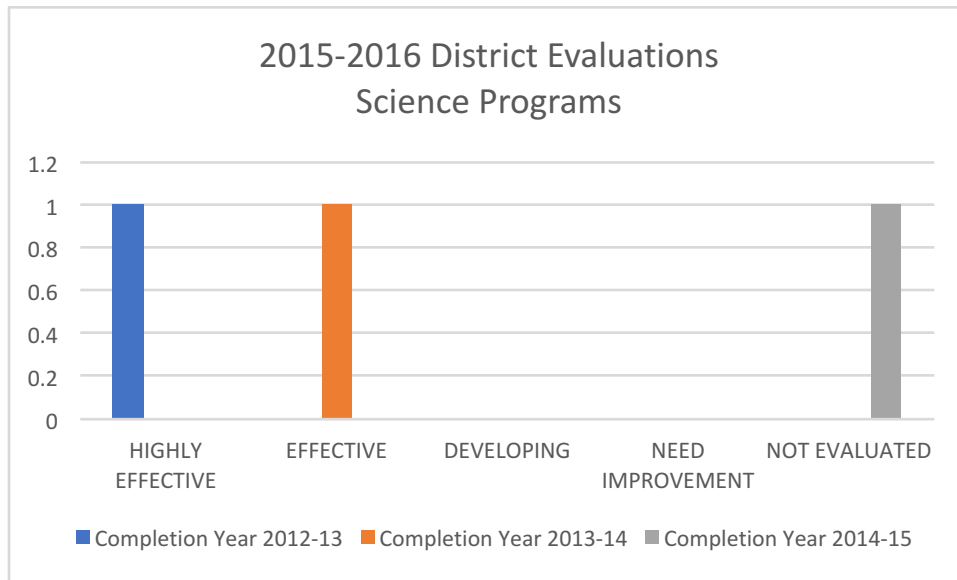
2015-2016 District Evaluations Guidance & Counseling PK-12

Rating	Completion Year			Grand Total
	2012-13	2013-14	2014-15	
HIGHLY EFFECTIVE	6	1	1	8
EFFECTIVE	2	2	2	6
DEVELOPING	0	0	0	0
NEED IMPROVEMENT	0	0	0	0
NOT EVALUATED	0	0	3	3
Grand Total	8	3	6	17



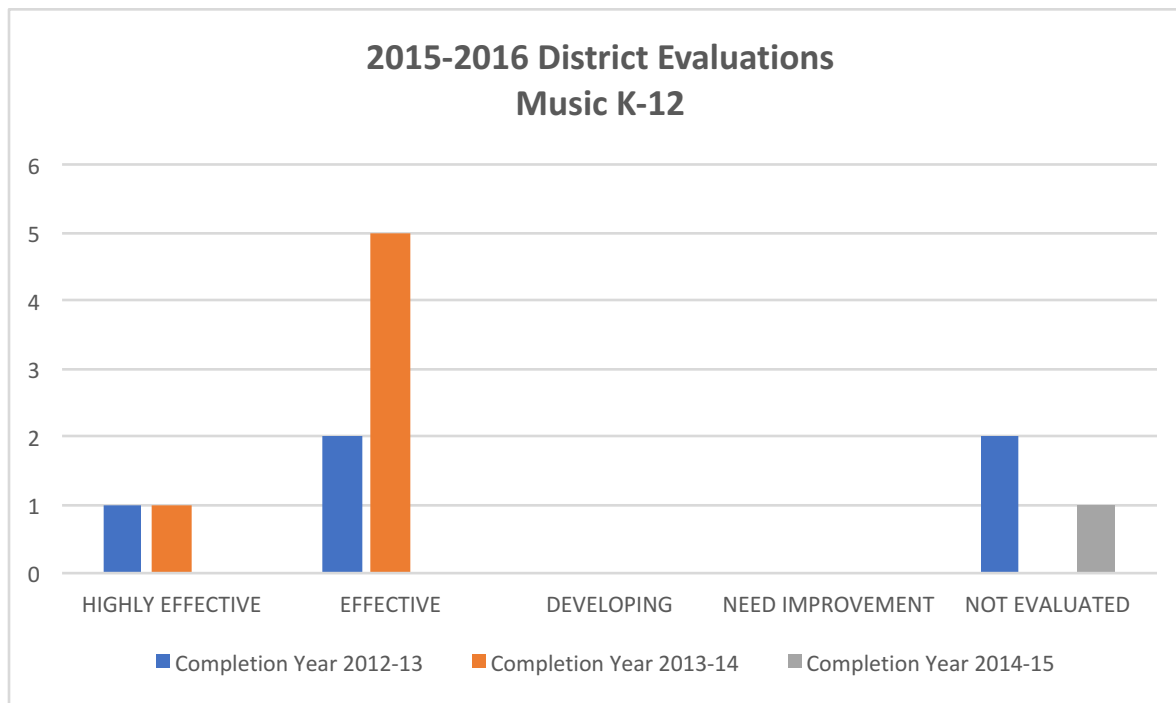
2015-2016 District Evaluations Math Programs

Rating	Completion Year			Grand Total
	2012-13	2013-14	2014-15	
HIGHLY EFFECTIVE	1	1	0	2
EFFECTIVE	0	1	0	1
DEVELOPING	0	0	0	0
NEED IMPROVEMENT	0	0	1	1
NOT EVALUATED	0	0	0	0
Grand Total	1	2	1	4



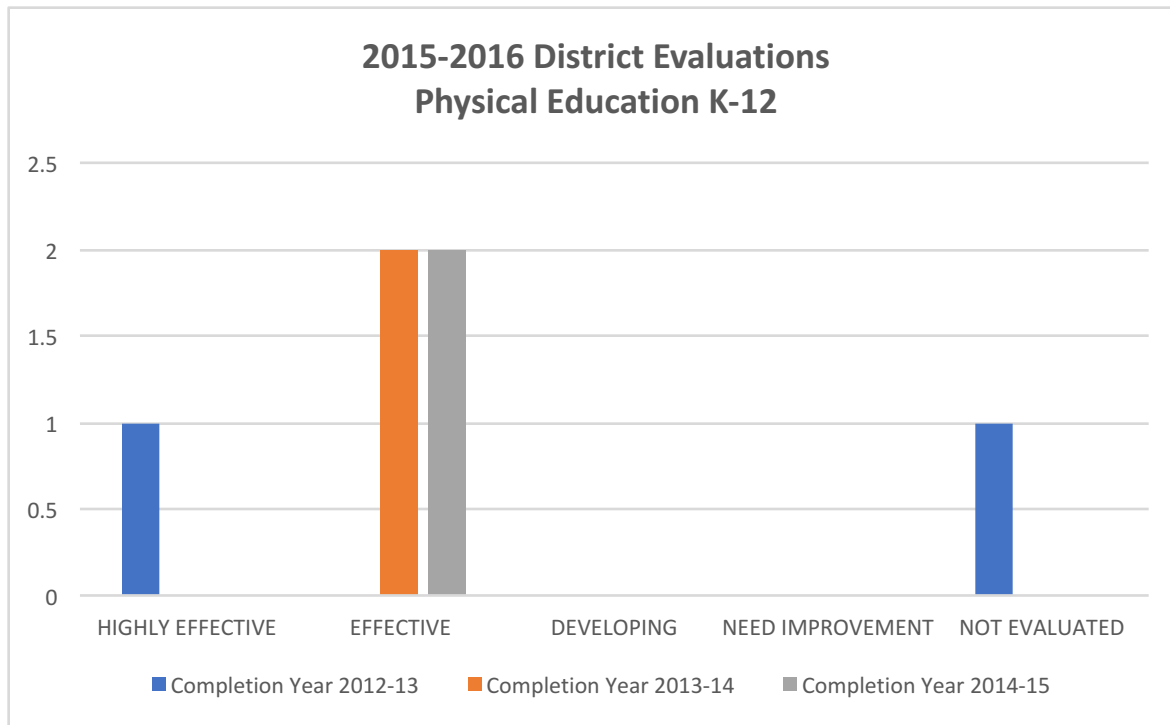
2015-2016 District Evaluations Music K-12

Rating	Completion Year			Grand Total
	2012-13	2013-14	2014-15	
HIGHLY EFFECTIVE	1	1	0	2
EFFECTIVE	2	5	0	7
DEVELOPING	0	0	0	0
NEED IMPROVEMENT	0	0	0	0
NOT EVALUATED	2	0	1	3
Grand Total	5	6	1	12



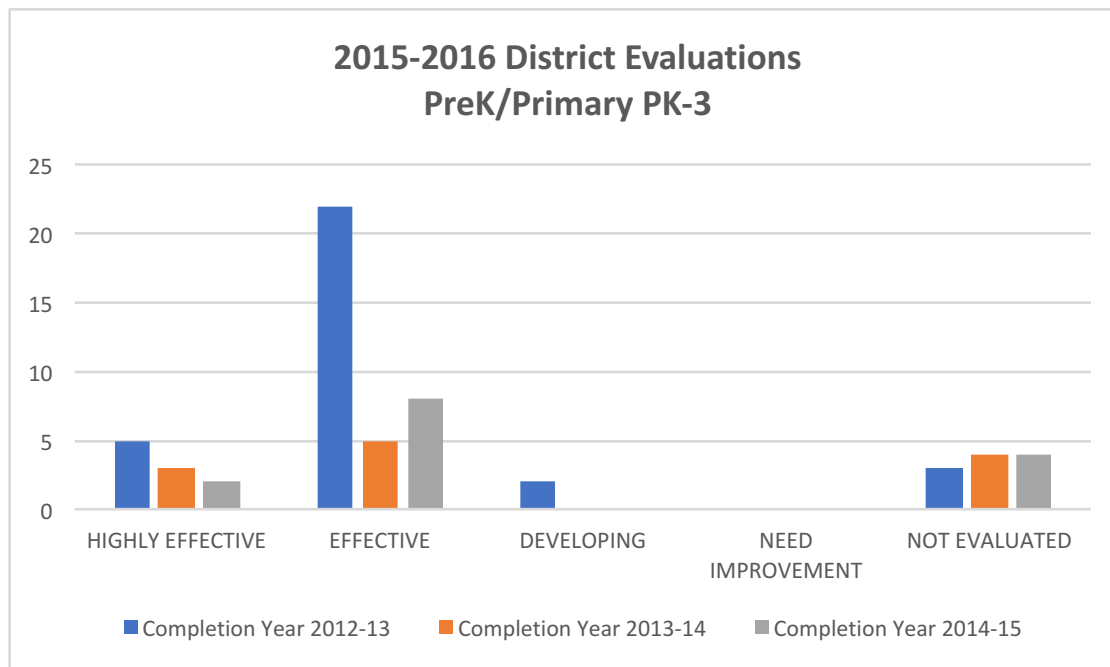
2015-2016 District Evaluations Physical Education K-12

Rating	Completion Year			Grand Total
	2012-13	2013-14	2014-15	
HIGHLY EFFECTIVE	1	0	0	1
EFFECTIVE	0	2	2	4
DEVELOPING	0	0	0	0
NEED IMPROVEMENT	0	0	0	0
NOT EVALUATED	1	0	0	1
Grand Total	2	2	2	6



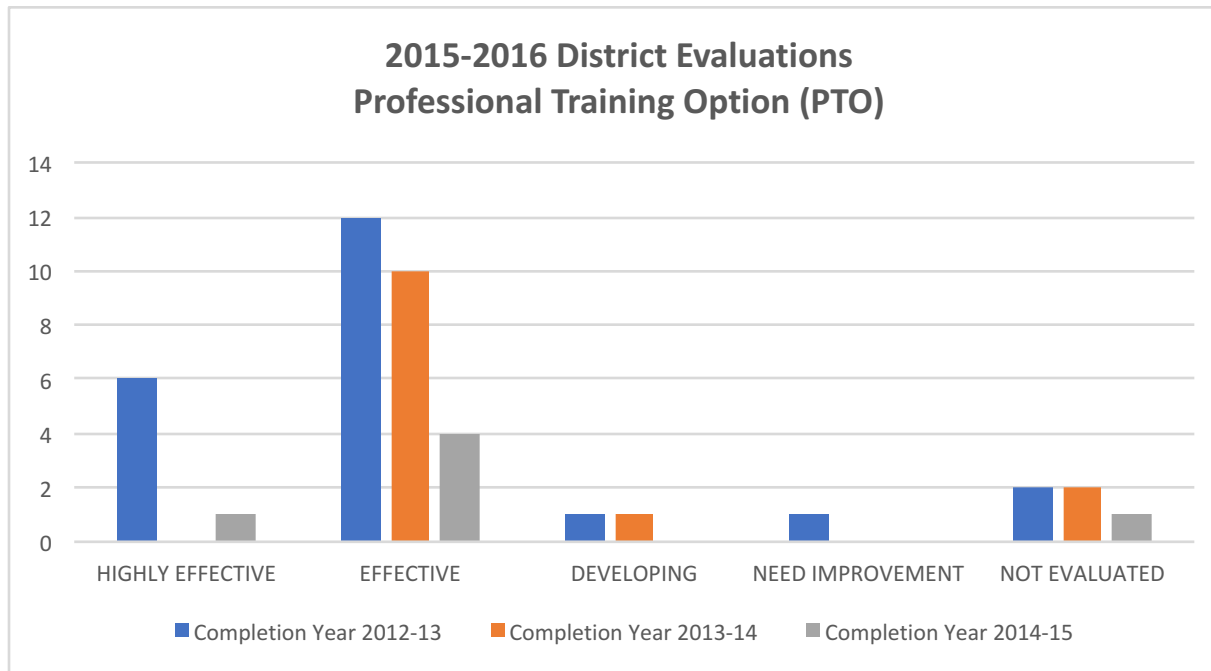
2015-2016 District Evaluations PreK/Primary PK-3

Rating	Completion Year			Grand Total
	2012-13	2013-14	2014-15	
HIGHLY EFFECTIVE	5	3	2	10
EFFECTIVE	22	5	8	35
DEVELOPING	2	0	0	2
NEED IMPROVEMENT	0	0	0	0
NOT EVALUATED	3	4	4	11
Grand Total	32	12	14	58



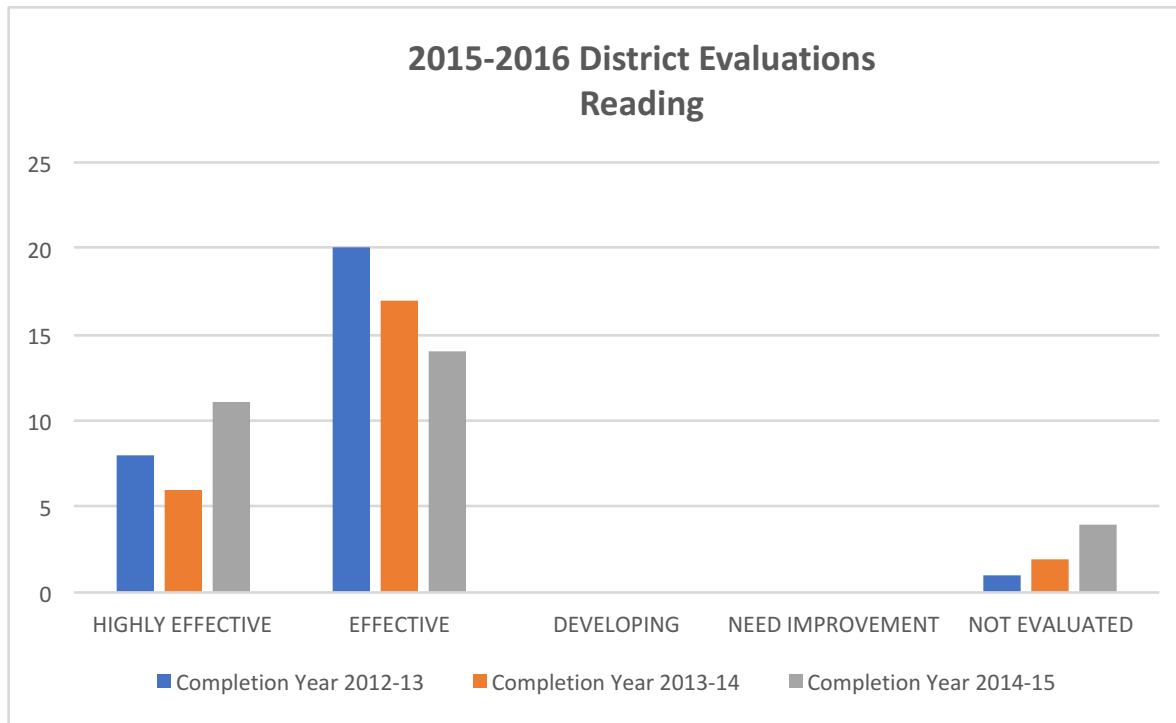
2015-2016 District Evaluations Professional Training Option (PTO)

Rating	Completion Year			Grand Total
	2012-13	2013-14	2014-15	
HIGHLY EFFECTIVE	6	0	1	7
EFFECTIVE	12	10	4	26
DEVELOPING	1	1	0	2
NEED IMPROVEMENT	1	0	0	1
NOT EVALUATED	2	2	1	5
Grand Total	22	13	6	41



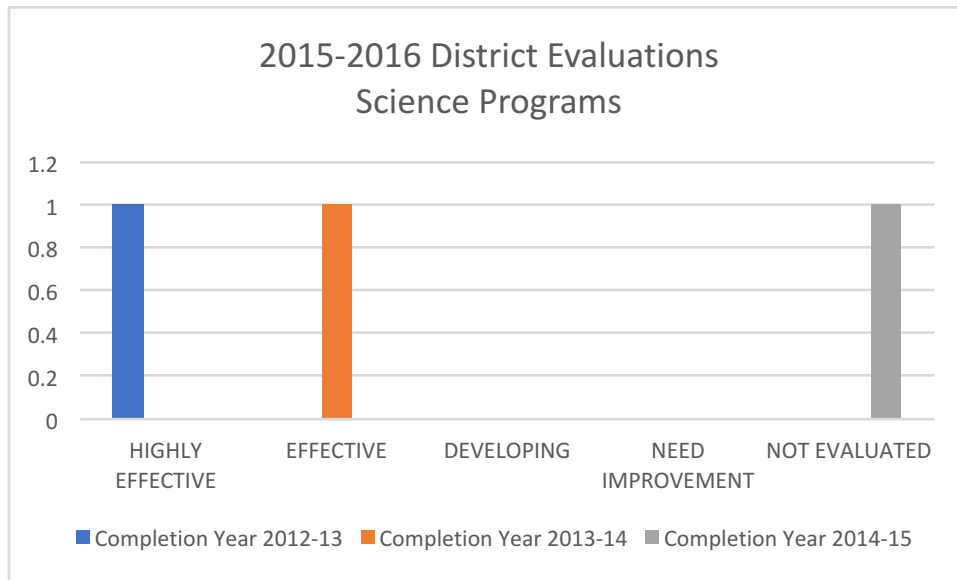
2015-2016 District Evaluations Reading

Rating	Completion Year			Grand Total
	2012-13	2013-14	2014-15	
HIGHLY EFFECTIVE	8	6	11	25
EFFECTIVE	20	17	14	51
DEVELOPING	0	0	0	0
NEED IMPROVEMENT	0	0	0	0
NOT EVALUATED	1	2	4	7
Grand Total	29	25	29	83



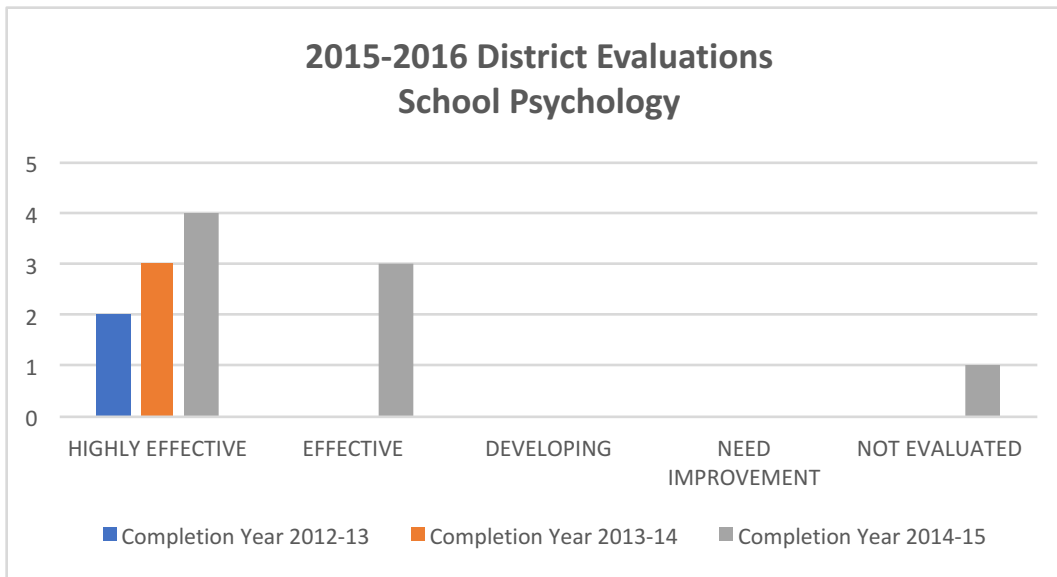
2015-2016 District Evaluations Science Programs

Rating	Completion Year			Grand Total
	2012-13	2013-14	2014-15	
HIGHLY EFFECTIVE	1	0	0	1
EFFECTIVE	0	1	0	1
DEVELOPING	0	0	0	0
NEED IMPROVEMENT	0	0	0	0
NOT EVALUATED	0	0	1	1
Grand Total	1	1	1	3



2015-2016 District Evaluations School Psychology

Rating	Completion Year			Grand Total
	2012-13	2013-14	2014-15	
HIGHLY EFFECTIVE	2	3	4	9
EFFECTIVE	0	0	3	3
DEVELOPING	0	0	0	0
NEED IMPROVEMENT	0	0	0	0
NOT EVALUATED	0	0	1	1
Grand Total	2	3	8	13



2015-2016 District Evaluations Social Sciences

Rating	Completion Year			Grand Total
	2012-13	2013-14	2014-15	
HIGHLY EFFECTIVE	0	0	2	2
EFFECTIVE	1	2	1	4
DEVELOPING	0	0	0	0
NEED IMPROVEMENT	0	0	0	0
NOT EVALUATED	0	0	0	0
Grand Total	1	2	3	6

